

MILITARY

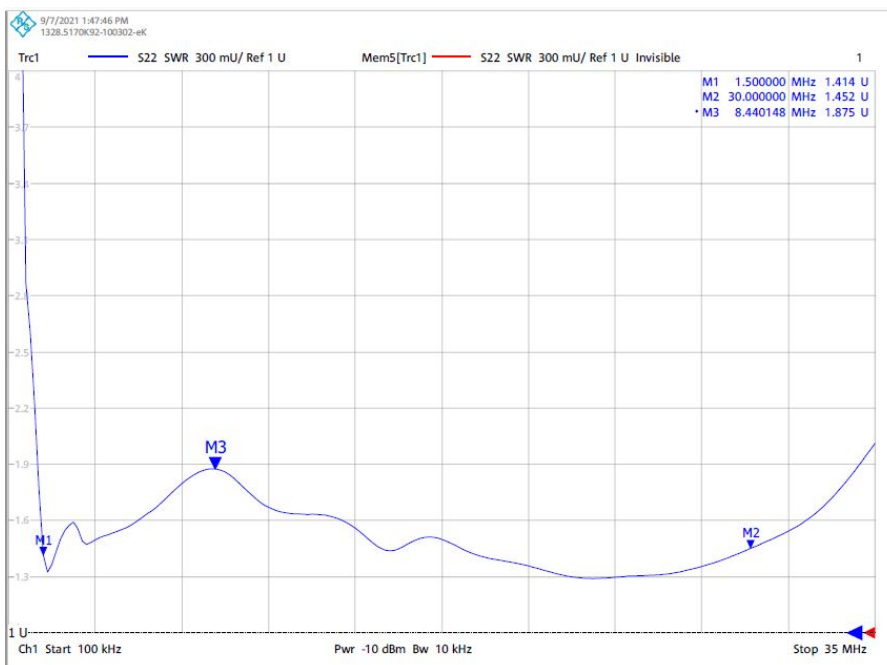

- Impedance 50 ohm
- Application: Naval, Roof & Ground
- Total Length 35' (10.5m)
- Wide band 1.5 to 30 Mhz
- Working temperature -35° + 80°C
- Base with transformer NO ATU needed
- Mil Specs .
- Whip & Base color White or NATO Grey(on request)



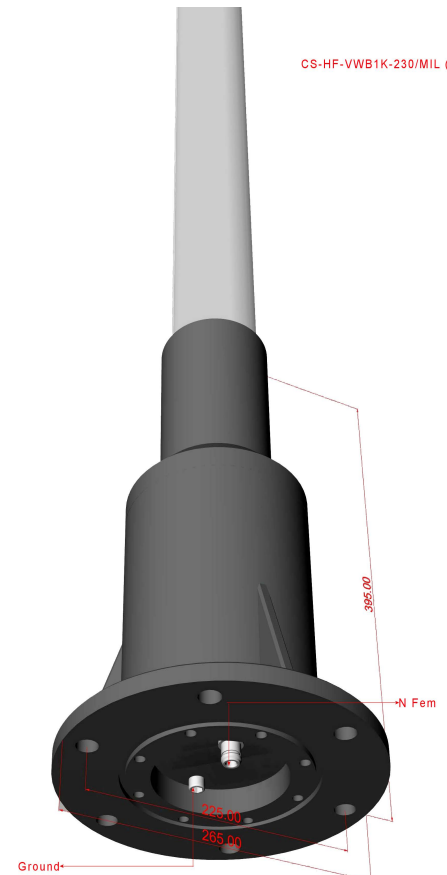
The New Antenna HF-VWB1K/230 Version1-21 is a broadband, vertically-polarized antenna primarily designed for shipboard use, It can also be used as a fixed base station on a ground or on a roof with a suitable ground screen.

The Antenna is designed to operate with HF military single sideband communication systems in continuous duty voice and data.

The monopole is 35 feet long and is constructed in two sections, which screw together. The base of the monopole is a flanged coaxial design which bolts directly to the Antenna Base Unit.



CS-HF-VWB1K-230/MIL (V2.21)



ENVIRONMENTAL SPECIFICATION

- Temperature, salt, ice, sun irradiation resistance in accordance with MIL-STD 810E
- Vibration resistance in accordance with MIL-STD 167-1
- Shock resistance in accordance with MIL-STD 810E
- Treatments and paintings in accordance with MIL-T-704

MILITARY

Technical Characteristics

Connec+A3:B14tor	N female
Mounting	Flange diam. 265mm with 6 bolts diam. 225mm
Structure	Epoxy Fiberglass
Whip Bottom	Diam. 85mm
Cable Exit	On Deck through hole with waterproof O-ring gasket if it is possible or on a side with separation bracket (option)
Ground	On steel boat not necessary by 6 wires of 10 meters on no -conductive surface connected with mounting bolts (supplied)
Gain	From -8dBi to +3 dBi
Lightning Protection	Whip DC Ground
Weight	40Kg
Wind resistance	55mt/see 200km/h
Twist at the base	550 Nm

CS-HF-VWB1K-230/MIL (V2.21)



ENVIRONMENTAL SPECIFICATION

Temperature, salt, ice, sun irradiation resistance in accordance with MIL-STD 810E

Vibration resistance in accordance with MIL-STD 167-1

Shock resistance in accordance with MIL-STD 810E

Treatments and paintings in accordance with MIL-T-704